

# Fences UNLIMITED INC

## WOOD FENCE CATALOG



25 Indian Rock Road  
Windham, NH 03087  
603.537.0555

285 Calef Highway  
Epping, NH 03042  
603.679.1175

591 Second Street  
Manchester, NH 03102  
603.222.1659

Toll Free 800.892.0456  
[www.fencesunlimited.com](http://www.fencesunlimited.com)

Our legendary fencing is proportionally pleasing with massive posts, thick pickets, heavy backing rails and full 2" dowels for extra strength and beauty. All pickets are thick at center and taper at the edges, which minimizes shrinkage. You get extra strength and beauty at no extra cost.



All of our wood is constructed of first grade durable, 100% Northern white cedar, for long service in our New England climate. Cedar is also highly resistant to rot and boring insects. In addition to its endurance, cedar ages beautifully as it weathers to a lovely silver-gray warmth unlike any other wood.



1 Stockade Screen



2-4 Board Screen



5-6 Estate Screen



7 Other Wood Products



8 Picket



9-10 Board Picket



11-12 Estate Picket



13-16 Post & Rail



17 Gates & Hardware



18-19 Post & Panel Options



20 Lamp and Mailbox Posts



21 Cedar Information



22-23 Other Products

At Fences Unlimited, we custom manufacture all of our wood fence. Professional installations are performed by our trained in-house installers, with years of experience.



# Stockade Screen




## Salem Stockade #1

Premium #1 Grade Cedar Pickets  
Full 2" Dowel Construction  
Full 2" x 4" Backing Rails  
Heights: 3' to 8'



## #2 Stockade


Thick #2 Grade Cedar Pickets  
Molded 2" x 3" Dowelled Rails  
Heights: 3' to 8'



## Options



**Scalloped Stockade**  
(also available in Reverse Scallop)



**Wood to Steel Stockade**  
with 2 1/2" Steel Posts

- 1 Square posts and backing rails are full dimensional rough sawn cedar for added strength and longevity.  
3' and 4' high fence has 2-rails, 5' to 8' high fence has 3-rails.  
Panels are approximately 8' long, measured from center post to center post.

# Board Screen




## Classic Screen

Full 2" x 4" Backing Rails

1" x 4" Finished Boards

Heights: 3' to 8'

## Options



Classic Screen Scallop



Classic Screen Scallop with Charleston Cap



Classic Screen Reverse Scallop



Classic Screen Reverse Scallop with Charleston Cap

Square posts and backing rails are full dimensional rough sawn cedar for added strength and longevity.

3' and 4' high fence has 2-rails, 5' to 8' high fence has 3-rails.

Panels are approximately 8' long, measured from center post to center post.

# Board Screen



Tudor Board

## Tudor Screen

Full 2" x 4" Backing Rails  
1" x 4" Finished Boards  
Heights: 3' to 8'



Concord Board

## Concord Screen

Full 2" x 4" Backing Rails  
1" x 4" Finished Boards  
Heights: 3' to 8'



Bedford Board


## Bedford Screen

Full 2" x 4" Backing Rails  
1" x 4" Finished Boards  
Heights: 3' to 8'



- 3 Square posts and backing rails are full dimensional rough sawn cedar for added strength and longevity.  
3' and 4' high fence has 2-rails, 5' to 8' high fence has 3-rails.  
Panels are approximately 8' long, measured from center post to center post.

# Board Screen



## Andover Screen #1

Full 2" x 4" Backing Rails

1" x 4" Finished Boards with Andover Cap

5" x 5" Square Posts Recommended

Heights: 3' to 8'

Optional Upgrade: Rockport Boards (Tongue and Groove)



## Shadow Box

1" x 4" Finished Boards

5" x 5" Square Posts Recommended

Semi Private to Allow Air Flow

Heights: 3' to 8'



## Windham Screen

Full 2" x 4" Backing Rails

5" x 5" Square Posts Recommended

1" x 4" Finished Boards with Andover Cap

Heights: 3' to 8'

Square posts and backing rails are full dimensional rough sawn cedar for added strength and longevity.

3' and 4' high fence has 2-rails, 5' to 8' high fence has 3-rails.

Panels are approximately 8' long, measured from center post to center post.

# Premium Estate Screen



Estate Rail

Premium Estate Screen offers the same beautiful look on both sides due to our exclusive mortised dowel rail construction.



Estate Rail

Select one of the following with any style:



Rockport Board

**Rockport Estate**  
Premium Tongue and Groove boards for added beauty, strength and stability

OR

**Stratham Estate**  
Premium 1" x 4" boards offer an estate panel at an affordable price



Stratham Board



## Heritage Accent

Heights: 4' to 8'\*



## Georgian Accent

Heights: 4' to 8'\*



## Estate Screen

Rockport: 4' to 8' or Stratham: 4' to 6'  
(midrail on 5' to 8') (midrail on 5' and 6')


\*7' and 8' high available in Rockport only and include a mid-rail

# Premium Estate Screen



**Hampton Accent**

Heights: 5' to 8'\*



**Mt Vernon Accent**

Heights: 5' to 8'\*



**Westport Accent**

Heights: 5' to 8'\*



**Westport, Hampton or Mt Vernon Estate**

Select Any Lattice Style (Westport shown above)

Heights: 2' to 6' (5' and 6' include a third rail)

\*7' and 8' high available in Rockport only and include a mid-rail

## Options



**Half Reverse Option**

(Shown with Mount Vernon Accent)

**Westport Accent**

1-3/4" x 1-3/4" Square

16" High



**Hampton Accent**

4" x 4" Square

16" High



**Mt Vernon Accent**

1-3/4" x 1-3/4" Diagonal

16" High



Fence looks equally attractive on both sides with mortised dowel rail construction.  
Estate Screen fence requires 5" x 5" posts and stepped installation for grade changes.  
Panels are approximately 8' long, measured from center post to center post.

# Other Wood Products

Here are some other ideas of wood projects:

## Guard Rail

Both Steel and Wood, for parking lots and Highways



## Arbors

Great by themselves or in a fence line



## Wood Enclosures

For residential or commercial use.



## Outdoor Shower Enclosure



# Picket

## Salem Picket #1

Premium #1 Grade Cedar Pickets  
Full 2" x 4" Backing Rails  
Full 2" Dowel Construction  
Heights: 3' to 8'  
(shown with 4" x 4" posts)



## Cedar Picket #2

Thick #2 Grade Cedar Pickets  
Molded 2" x 3" Dowelled Rails  
Heights: 3' to 8'



## Options



### Scalloped Picket

(shown with 5" x 5" posts)  
(also available in Reverse Scallop)



### #2 Grade Andover Picket

Round Picket Top Trimmed and Finished with Andover Cap

Square posts and backing rails are full dimensional rough sawn cedar for added strength and longevity. 8  
3' and 4' high fence has 2-rails, 5' to 8' high fence has 3-rails. There is approx. 1-1/2" space between pickets.  
Panels are approximately 8' long, measured from center post to center post.


# Board Picket



## Classic Picket

Full 2" x 4" Backing Rail with 1" x 4" Finished Boards  
Heights: 3' to 8'

## Options



Classic Picket with Charleston Cap



Classic Picket Scalloped (Reverse Scallop Available)



Classic Picket Scalloped with Charleston Cap

- 9 Square posts and backing rails are full dimensional rough sawn cedar for added strength and longevity. 3' and 4' high fence has 2-rails, 5' to 8' high fence has 3-rails. There is approx. 1-1/2" space between boards. Panels are approximately 8' long, measured from center post to center post.

# Board Picket




Bedford Board  
(shown as screen)

## Bedford Picket

Full 2" x 4" Backing Rail

1" x 4" Finished Boards

Heights: 3' to 8'



## Andover Picket #1

1" x 4" Finished Boards with Andover Cap

5" x 5" Posts Recommended

Heights: 3' to 8'



## Concord Picket

Heights: 3' to 8'



## Tudor Picket

Heights: 3' to 8'

Square posts and backing rails are full dimensional rough sawn cedar for added strength and longevity. 10 3' and 4' high fence has 2-rails, 5' to 8' high fence has 3-rails. There is approx. 1-1/2" space between boards. Panels are approximately 8' long, measured from center post to center post.

# Premium Estate Picket



## Heritage Picket Style 1

Full 3" x 4" Estate Bottom Rail

Full 1-1/2" x 1-1/2" Pickets

Heights: 3' and 4' (2 rails) and 5' and 6' (3 rails)



## Heritage Picket Style 2

Full 3" x 4" Estate Bottom Rail

Full 1-1/2" x 1-1/2" Pickets

Heights: 3' and 4' (2 rails) and 5' and 6' (3 rails)



## Heritage Picket Style 5

Full 3" x 4" Estate Bottom Rail

Full 1-1/2" x 1-1/2" Pickets

Heights: 3' and 4' (2 rails) and 5' and 6' (3 rails)



## Heritage Picket Style 6

Full 3" x 4" Estate Bottom Rail

Full 1-1/2" x 1-1/2" Pickets

Heights: 4' to 6' (3 rails)

Estate Picket fence requires stepped installation for grade changes.

# Premium Estate Picket



## Heritage Picket Style 3

Full 3" x 4" Estate Rails  
Full 1-1/2" x 1-1/2" Pickets  
Heights: 5' and 6' (3 rails)



## Heritage Picket Style 4

Full 3" x 4" Estate Rails  
Full 1-1/2" x 1-1/2" Pickets  
Heights: 3' and 4' (2 rails)



## Stratham Picket Style 1

Full 3" x 4" Estate Rails  
Full 1" x 4" Boards  
Heights: 5' and 6' (3 rails)



## Stratham Picket Style 2

Full 3" x 4" Estate Rails  
Full 1" x 4" Boards  
Heights: 3' and 4' (2 rails)

Estate Picket fence requires stepped installation for grade changes.


Fence looks equally attractive on both sides with mortised dowell rail construction.  
Estate fence requires 5' x 5" posts. There is approx. 1-1/2" space between pickets/boards.  
Panels are approximately 8' long, measured from center post to center post.

# Post and Rail



## Western

Round Posts and Round Dowelled Rails  
Heights: 30" (2-rails) 36" (3-rails)  
Section width: 8' or 10'



## Western Red Cedar Split

Split Posts and Rails  
Heights: 30" (2-rails) 36" (3-rails)  
Section width: 10'



## Derby Talk Corral

Round Cedar or Pressure Treated Posts  
Dowelled or Scarved Rails  
Heights: 4' and 5' (3-rails)  
Section width: 8' or 10'



Scarved Rail



## Town and Country

Round Posts and Round Scarved Rails  
Heights: 30" (2-rails) 36" (3-rails)  
Section width: 7'-6" or 9'-6" on Center Post




Scarved Rail

## Landscape Ell

The perfect accent for you home.  
Offered in most styles with or  
without lamppost.



# Post and Rail



## Rustic Hardwood Split

Locust, Oak, Poplar and Maple Hardwoods

Scarved 11' Rails (Cover 10')

Heights: 30" (2-rails) 36" (3-rails)



## Rockingham Hurdle

Round Posts and Round Dowelled Rails

Heights: 30" (3-rails) 36" (4-rails)

Section width: 8' or 10'



Post and Rail Hinge



Post and Rail Latch



Post and Rail Gate  
(shown in Rustic Hardwood)

All rails are tapered (larger in diameter at one end).  
Heights are approximate to top rail with bottom rail 12" off ground.

# Post and Rail

## Diamond Rail

Full 4" x 4" Dowelled Rails Set on a Diagonal  
Square 5" x 5" Posts Recommended  
Heights: 30" (2-rails) 36" (3-rails)  
Section width: 8' or 10'



Concord Posts



Portsmouth Posts



Heritage Posts



Tudor Posts

## Gates



Double Drive Gate



Single Gate

# Post and Rail



## Diamond Rail

Full 4" x 4" Dowelled Rails Set on a Diagonal  
Square 5" x 5" Posts Recommended  
Heights: 30" (2-rails) 36" (3-rails)  
Section width: 8' or 10'



**Bedford Posts**



**Fairfield Posts**



**Stonehill Posts**



**Highland Posts**

Heights are approximate to top rail with bottom rail 12" off ground.

# Gates and Hardware



Gothic Double Drive Estate Gate (Flush Top)



Double Drive Classic Gate with Charleston Cap



Concord Reverse Scalloped



Estate Single Swing Scalloped  
(Reverse Scalloped also available)



Rockport Estate Solid




Double Drive Salem Stockade Racked Gate



Classic Picket Gate with Charleston Cap


## Gate Hardware



Slide Bolt



Gravity Latch



Gravity Latch  
(Hinge Side)



Drop Rod



Twist Ring Latch



Tee Hinge

# Post and Panel Options

## Post Toppers



Stonehill



Concord  
5" x 5" Only



Tudor



Highland



Bedford



Round  
(In Cedar or Pressure Treated)

## Post Caps (5" x 5" Posts Only)



Heritage



Portsmouth



Fairfield

## Installation Methods

Rack



Racked panels follow the contour of the grade

Step



Stepped panels step the contour of the grade

# Post and Panel Options

## Panel Caps



**Estate Cap**  
(Estate Fence Only)  
Full 1" x 4" Straight Cap



**Charleston Cap**  
3/4" x 1-3/4" Molded Cap



**Andover Cap**  
2" x 3" Molded Cap

## Panel Options

Reverse Scalloped



Scalloped



## Taper Effects



Straight



Scoop



Reverse



Combination  
(Estate Only)



Custom Scoop Taper



Custom Combination Taper

# Lampposts and Mailbox Posts

## Lamp Posts



**5" x 5" Sidearm**  
(Select Your Cap)



**Manor**



**Round Cedar**



**5" x 5" Rough Sawn**



Light Options Available in Black or Copper

## Mailbox Posts



**Tudor**



**Heritage**



**Portsmouth**



**Fairfield**

# Cedar Information



## Dowel Connection

This type of connection is for strength and durability. This is the strongest construction available in the fencing industry.

## Benefits of Cedar

All our wood fencing is constructed of finest grade, durable, 100% Northern white cedar for long service in our New England climate. Cedar is also highly resistant to rot and boring insects.



**“Checking”** is a natural process which occurs during the seasoning of cedar or any wood, especially wood which is left round. Technically, a check is neither a split nor a crack; it has no appreciable effect on the strength of the wood, and actually enhances the cedar’s aged, weathered appearance.

## Rugged Construction

Our fencing is proportionally pleasing with massive posts, thick pickets and heavy backing rails and full 2” dowels for extra strength and beauty. All pickets are thick at center and taper on the edge, which minimizes shrinkage. Cedar board stock used in custom fencing is 1” x 4”. You get extra strength and beauty at no extra cost.



## Weathering

In addition to its endurance, cedar ages beautifully. Cedar weathers naturally to a lovely silver-gray warmth unlike any other wood.



## Staining and Painting

Staining your fence can help protect it from weathering. Staining should be performed a minimum of 4-6 weeks after installation (weather permitting), or when the wood has been allowed to properly dry. Staining may not properly adhere if there is too much moisture in the wood. Painting the fence is not recommended as it will trap moisture in the wood reduce its useful life.

# Other Products

## Ornamental

For residential or commercial use. Estate gates and access controls also available.



## Chain Link

For residential or commercial use, and enclosures



# Other Products

Security Gates



Guard Rail



Trellis



Swing Sets



## About Us

Fences Unlimited is a family owned business that has provided quality fencing and service to thousands of satisfied customers since 1969.

Our reputation for fine workmanship at a reasonable price is well known throughout NH, MA, ME, & VT. Whether you are looking for handcrafted wood, made to order vinyl, ornamental, chain link, custom estate gates, motorized gates, lampposts, mailboxes, arbors, and pergolas we have it all.

All of our wood and vinyl fencing is manufactured in house and is on display at our three locations in Windham, Epping and Manchester NH. By manufacturing fence at our facility we are able to ensure that your fence meets the high quality and workmanship that we have built our reputation on and our customers demand. Having the flexibility to custom tailor our products to your needs is not only a unique benefit of Fences Unlimited, but it is also something that we take pride in offering. Custom fencing is our business, both commercial and residential.

At Fences Unlimited our product specialists will provide you with professional advice to help you select the fence that is perfect for you. We take pride and pleasure in offering you the complete service with free at home consultations and fully insured installation service or can provide materials and advice for "do it yourself" installations.

If you haven't seen exactly what you want, please let us know. If you can dream it, we will make it. It's that simple.

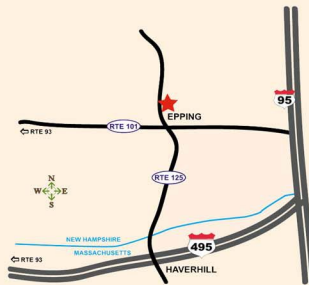
Thanks for considering Fences Unlimited for your fencing needs, and we look forward to serving you.



### Three Great Locations!



The Commons - 25 Indian Rock Road  
Rte. 111 - Windham, NH 03087  
(603) 537-0555 • Fx: (603) 537-0556  
(800) 892-0456



The Commons - 285 Calef Highway  
Rte. 125 - Epping, NH 03042  
(603) 679-1175 • Fx: (603) 679-1198



The Stove Shoppe - 591 Second St  
Rte. 3 - Manchester, NH 03102  
(603) 222-1659 • Fx: (603) 622-6622

### Products

- Wood, Vinyl, Chain Link and Ornamental Fencing
- Arbors, Pergolas and Trellises
- Lamp and Mail Box Posts (Wood, Vinyl and Granite)
- Mail Boxes
- Flag Poles
- Kennels
- Swing Sets
- Grills
- Stoves (Wood, Gas, Pellet and Electric)
- Fireplaces (Wood, Gas and Electric)
- Inserts (Wood, Gas, Pellet and Electric)
- Glass Doors and Mantels
- Tool Sets and Fireplace Accessories
- Tennis Courts, Baseball Backstops and other Enclosures
- Estate Gates and Access Controls

### Services

- Free Fence Estimates
- Full Installation of all types of Residential and Commercial Fencing
- Retail Fence Sales (Installation Tools Available)
- Installation of Wood, Gas and Pellet Stoves Fireplaces and Inserts
- Lamp and Mail Box Post Installations
- Flag Pole Installation
- Swing Set Delivery and Assembly
- Stove and Fence Delivery
- Chimney Cleanings, Re-Pointing, Video Camera Inspections
- Chimney Relining, Waterproofing and Crown Seal
- Gas and Pellet Stove or Fireplace Tune-Ups

### Serving Greater Massachusetts and New Hampshire areas:

Andover, MA  
978.475.2151

Boxford, MA  
978.887.3686

Concord, MA  
978.369.0525

Reading, MA  
781.944.5145

Concord, NH  
603.223.4108

Nashua, NH  
603.594.9518

Portsmouth, NH  
603.422.6480



www.FencesUnlimited.com OR www.StoveShoppe.com